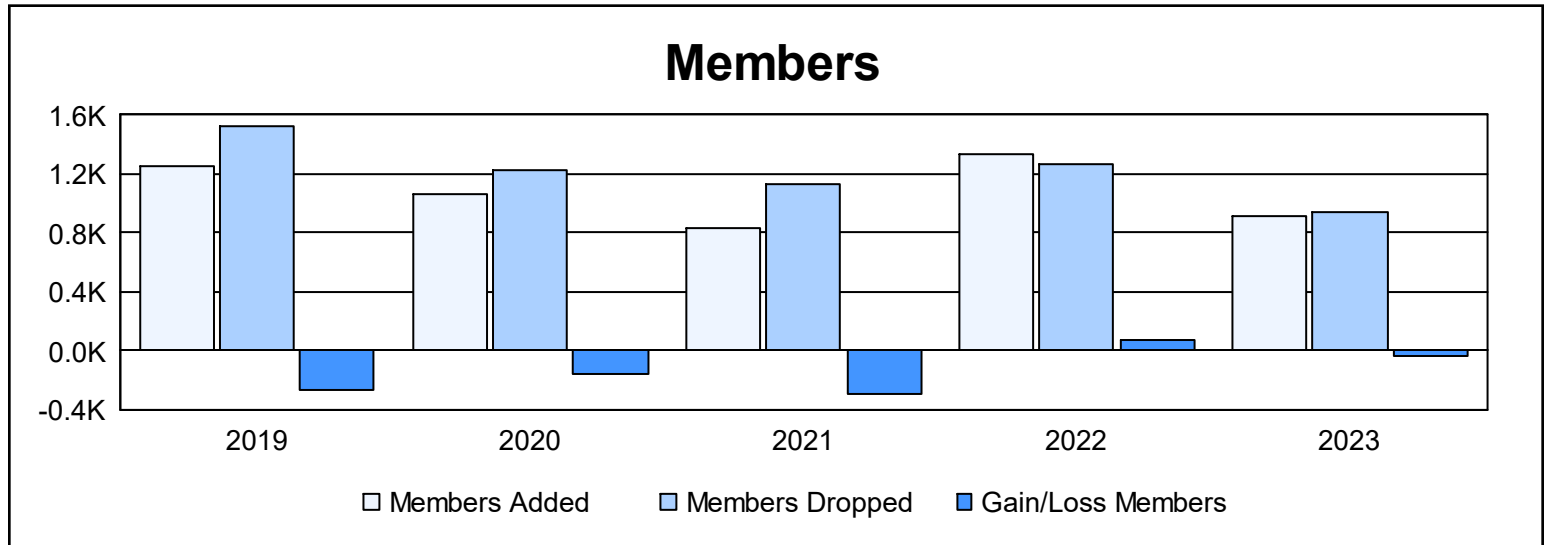
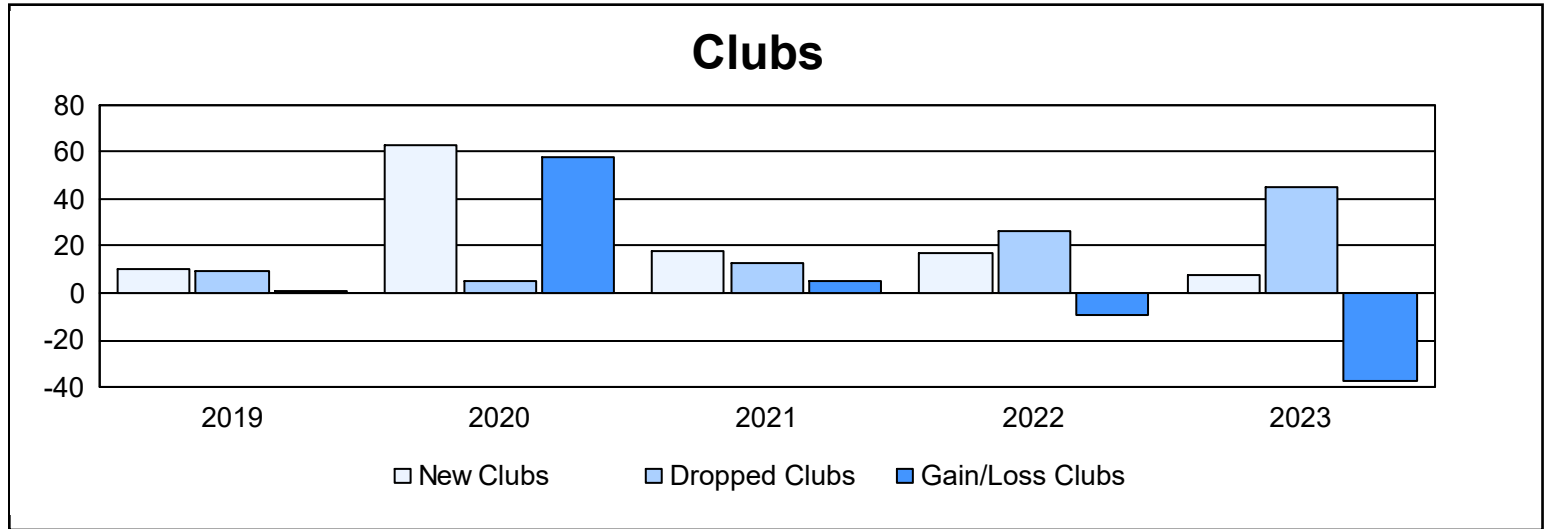
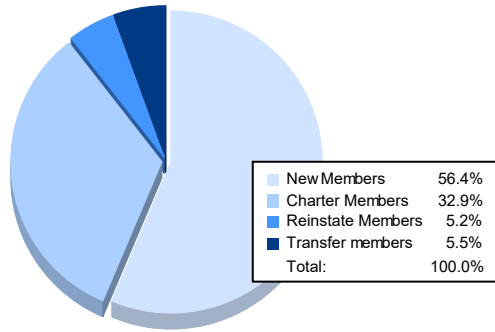


| Year | New Clubs | Dropped Clubs | Gain/ Loss Clubs | New Members | Charter Members | Reinstate Members | Transfer Members | Total Member Added | Total Members Dropped | Gain/ Loss Members |
|----------------|-----------|---------------|------------------|-------------|-----------------|-------------------|------------------|--------------------|-----------------------|--------------------|
| 2018-2019 | 10 | 9 | 1 | 613 | 328 | 303 | 15 | 1,259 | 1,525 | -266 |
| 2019-2020 | 63 | 5 | 58 | 322 | 551 | 179 | 15 | 1,067 | 1,223 | -156 |
| 2020-2021 | 18 | 13 | 5 | 481 | 215 | 111 | 27 | 834 | 1,130 | -296 |
| 2021-2022 | 17 | 26 | -9 | 698 | 445 | 158 | 36 | 1,337 | 1,268 | 69 |
| 2022-2023 | 8 | 45 | -37 | 512 | 299 | 47 | 50 | 908 | 939 | -31 |
| Average | 23 | 20 | 4 | 525 | 368 | 160 | 29 | 1,081 | 1,217 | -136 |



Membership Composition June 2023 Cumulative



Gender Composition June 2023 Cumulative

